

AMERICAN RANGE

Quality Commercial Cooking Equipment

www.americanrange.com

24" HEAVY DUTY RESTAURANT RANGE

The Heavy Duty Restaurant Range Series by American Range was designed for continuous rugged use and performance. All the latest technology is incorporated to give you the best value for your money. You wanted power! We give it to you with 32,000 BTU per open top burner, and 20,000 BTU per griddle burner. Something you normally see with institutional series ranges. All stainless steel external body is a standard fixture for longevity and easy cleaning. Quality, dependability and customer satisfaction make American Range the ultimate choice.



SHOWN WITH OPTIONAL CASTERS

AR



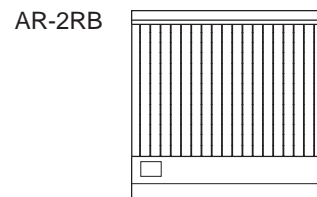
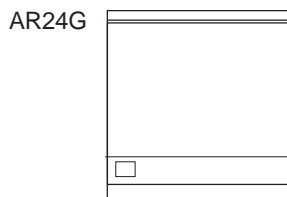
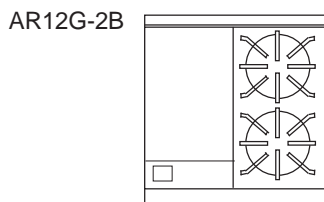
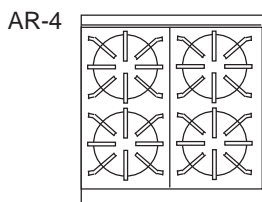
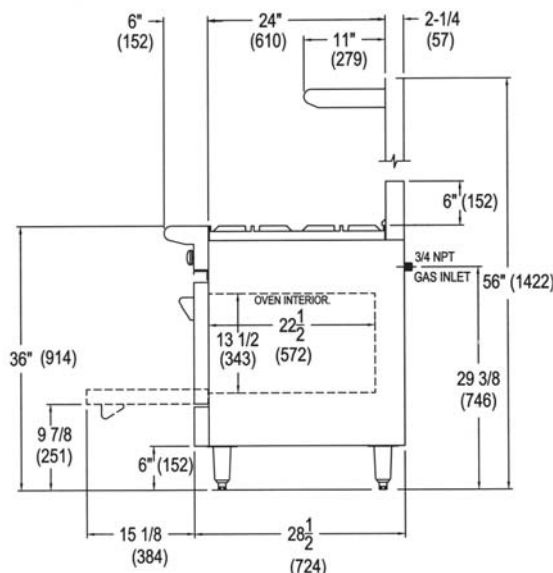
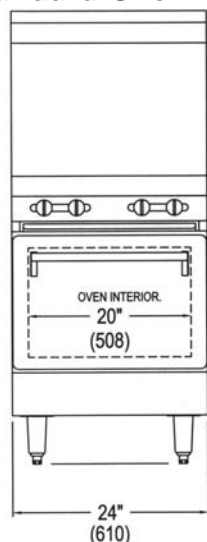
STANDARD FEATURES

- All stainless steel front, sides, high shelf, and riser.
- Heavy gauge welded frame construction.
- 6" Stainless steel heavy duty landing ledge.
- 12" x 12" Sectioned Cast Iron Top Grates.
- 32,000 BTU/hr. lift off Top Open Burners.
- Porcelainized oven interior.
- One chrome plated rack per oven.
- 100% safety oven pilot.
- 6" chrome plated steel legs. Optional Casters available.
- AGA and CGA design certified and NSF listed.
- One year limited warranty on parts and labor.

STANDARD OVEN

- Sturdy, welded front frame provides stability to the range.
- Pull off stainless door for easy cleaning.
- Oven dimensions: 20Wx22-1/2Dx13-1/2H
- Thermostat control from 150°F to 500°F.
- (1) Chrome plated oven rack (Additional racks optional).
- Porcelain enamel finish inside oven bottom, sides, back, and door liner.
- Steel burner rated at 27,000 BTU/hr.
- 100% safety gas shut off.
- Matchless push button ignition to light a standing pilot.

Standard Oven Base



24" Wide Range (20" Wide Oven)

MODEL	DESCRIPTION	TOTAL BTU	KW	SHIP. WT. Lbs.	Kg.
AR-4	(4) Burners	155,000	45.42	470	213
AR12G-2B	(1) 12" Griddle & (2) Burners	111,000	32.23	475	216
AR24G	24" Griddle	67,000	19.63	500	227
AR-2RB	24" Wide Radiant Broiler	87,000	25.49	530	240

OPEN BURNERS

- Heavy duty sectioned cast iron top grates.
- Two piece, lift off top, easy clean burners, rated at 32,000 BTU/hr. each.
- One standing pilot for each burner, for instant ignition.
- Removable full width drip pan.

GRIDDLES

- Highly polished thick steel griddle plate.
- 3" (76) wide grease drawer.
- One steel burner every 12" (305), rated at 20,000 BTU/hr.
- Non clog S/S pilot for each burner for automatic ignition.
- Manual control valve for each burner.
- S/S spatula width, grease trough with landing ledge.

RADIANT BROILER

- Heavy duty, reversible cooking tracks with integral runners to direct grease to trough. The heavy castings retain heat to minimize recovery time during peak periods.
- Efficient, top ported burners rated at 15,000 BTU/hr. each with individual pilot and precision brass valves.

AVAILABLE OPTIONS

- 6" (152) stub back.
- Casters (set of four).
- Extra Chrome Oven Rack.
- Cabinet base.
- Thermostat Griddle.
- Grooved griddle.
- Fish grate (only for radiant broiler).

Gas: Manifold pressure is 5.0" W.C. for natural gas or 10.0" W.C. for propane gas. Specify type of gas and altitude if over 2000 feet. 3/4" NPT Gas inlet.
Clearances: For use only on non-combustible floors. Legs or casters are required, or 2" (51) overhang is required when curb mounted. Clearance from non-combustible walls is 0". When unit is placed next to combustible walls, clearances must exceed 12" (305) on sides, and 4" (102) from rear. Radiant broilers for non-combustible locations only!

American Range Corporation is a quality manufacturer of commercial cooking equipment. Because of continuing product improvements these specifications are subject to change without prior notice.

